


Stage Carpet Colours

DHEENSAY



Carbon **(New)**



Grey **(Popular)**




Beige



Red




Blue



Green

Stage Skirting / Backdrop Colours



Black



Euro Grey



Beige



Red



Dark Blue



Orange

Stage Carpet Maintenance

Carpets require periodic Maintenance for hygiene and appearance

1. Clean carpets with vacuum cleaner to absorb dirt, dust, foot marks and other light materials
2. Foot prints are best maintained with a lightly damp cloth that may be rubbed gently on dirty surfaces
3. Depending on usage, inspect carpets between 2 - 4 weeks and maintain when required

Micro Suede Stage Skirting / Backdrop Specifications & Maintenance

Lab Test Report

Composition	: 100% Polyester	Colourfastness to light	: 4 - 5
Weight	: 350grams linear meter	Colourfastness to washing	: 4 - 5
Abbrasion Resistance	: >85000 rubs	Colourfastness to dry cleaning	: 4 - 5

Cleaning Method

- Method A : Use only water based commercial cleaning agents. Alternatively mix 2 tablespoons of ammonia with 1 litre of water and blot stains with cloth and solution
- Method B : Use only mild pure water free dry cleaning solvents. Dampen a cloth with the solution and follow the procedure described in Method A

- Grease / Oil : Method B
- Chocolate / Coffee : Luke warm water with cloth
- Wine : Method A
- Blood : 2 tablespoons of salt and 1 litre of water with Method A
- Pen Ink : Rubbing Alcohol with Method A
- Urine & Sweat : Method A followed by small amount of ammoniated liquid detergent

